

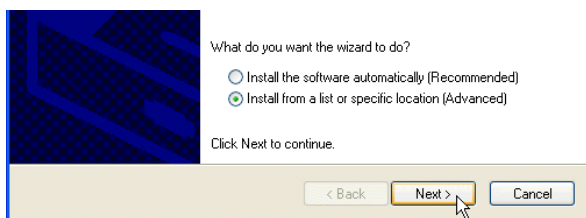
Additional Information:

Installing the USB ADSL Modem Driver for Windows® XP users

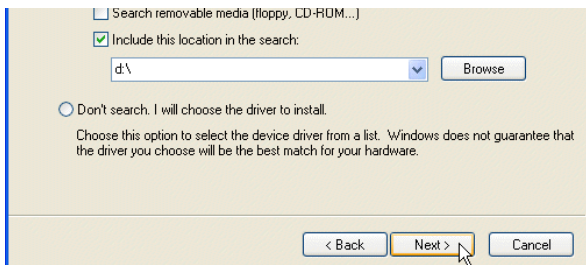
A. Installing the ADSL USB Modem Driver - For Windows® XP

Power on your computer (if it is not powered on during connection). If you have connected the USB cable from your computer to your modem as illustrated in the manual, you will be prompted with the following window to install the driver.

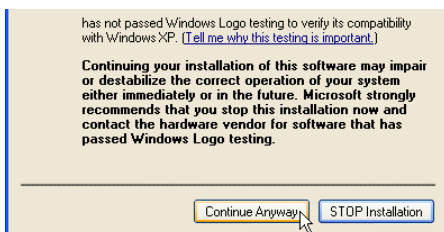
1. Place the **Installation CD** into your CD-ROM Drive.
Click the option **Install from a list or specific location (Advanced)** and click **Next**.



2. Click the option **Include this location in the search**.
Click **Browse** to select your CD-ROM drive and click **Next**.



3. At the following prompt, click **Continue Anyway**. (This prompts occurs when Windows does not have the record of your latest driver).



Allow some time for the system to install the driver.

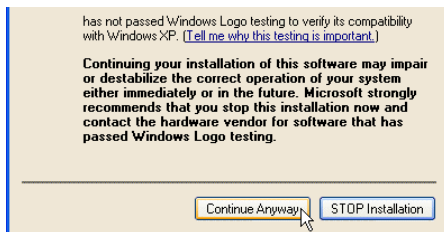
4. Click **Finish**.
Depending on your system's configurations, some of you may be prompted with the first window again (as illustrated in Step 1). Proceed by repeating Step 1 to 4. You may have to repeat through the steps 3 times.

continue on following page...

5. At the following **Welcome** prompt, click **Next**. The detection of the hardware will begin.



6. You may be prompted a few times with the following window. This happens when Windows does not have the record of this latest driver. Click **Continue Anyway** to proceed.



Click **Finish** to complete the installation.

You may now proceed to establish your ADSL connection (refer to the manual that comes with your modem).

B. Un-installing the ADSL USB Modem Driver - For Windows® XP

1. Ensure that your modem is still connectd to your computer.
2. From your Windows desktop, click **Start > Programs > ADSL USB Modem > Uninstall**. Click **Remove**.

Follow the instructions to uninstall the driver. Unplug the USB cable from the modem when uninstallation is done. Restart your system when prompted.

- All other company or product names are trademarks or registered trademarks or service marks of their respective owners.

©Copyright November 2001. All Rights Reserved.
P/N: 040-517454-101 (Ref: 100)