






SECTOR SEVEN PLANTING LEGEND:

- | | |
|---|--|
|  APL (AMENITY PLANTING) |  C1C (CONVEYANCE CHANNEL - GRASSED) |
|  CFT (CULVERT FLAX TREATMENT) |  DVD (DIVERSION DRAIN - GRASSED) |
|  SPL (CUT/FILL SLOPE STABILISATION PLANTING) |  GRA (GRASSED AREA - FLAT) |
|  GP1 (GATEWAY PLANTING TYPE 1) |  GRE (GRASSED EMBANKMENT) |
|  GP2 (GATEWAY PLANTING TYPE 2) |  SHELTERBELT TREES |
|  WEP (WETLAND EMBANKMENT/FRINGE PLANTING) |  KAHIKATEA TREES |
|  WWP (WETLAND - IN-WATER PLANTING) |  GREEN EDGE TREES |
|  GULLY RESTORATION IMPLEMENTATION PLAN (GRIP) AREA |  GATEWAY TREES |
|  T1S (SWALE TYPE 1 - GRASSED) |  EXISTING TREES RETAINED |
|  T2AS (SWALE TYPE 2A - PLANTED) | |

ORIGINAL DRAWING
IN COLOUR

FOR INFORMATION
NOT FOR CONSTRUCTION