
WRL Technical Note TN-30



Transparent Controls for Interactive Graphics

Joel F. Bartlett

The Western Research Laboratory (WRL) is a computer systems research group that was founded by Digital Equipment Corporation in 1982. Our focus is computer science research relevant to the design and application of high performance scientific computers. We test our ideas by designing, building, and using real systems. The systems we build are research prototypes; they are not intended to become products.

There is a second research laboratory located in Palo Alto, the Systems Research Center (SRC). Other Digital research groups are located in Paris (PRL) and in Cambridge, Massachusetts (CRL).

Our research is directed towards mainstream high-performance computer systems. Our prototypes are intended to foreshadow the future computing environments used by many Digital customers. The long-term goal of WRL is to aid and accelerate the development of high-performance uni- and multi-processors. The research projects within WRL will address various aspects of high-performance computing.

We believe that significant advances in computer systems do not come from any single technological advance. Technologies, both hardware and software, do not all advance at the same pace. System design is the art of composing systems which use each level of technology in an appropriate balance. A major advance in overall system performance will require reexamination of all aspects of the system.

We do work in the design, fabrication and packaging of hardware; language processing and scaling issues in system software design; and the exploration of new applications areas that are opening up with the advent of higher performance systems. Researchers at WRL cooperate closely and move freely among the various levels of system design. This allows us to explore a wide range of tradeoffs to meet system goals.

We publish the results of our work in a variety of journals, conferences, research reports, and technical notes. This document is a technical note. We use this form for rapid distribution of technical material. Usually this represents research in progress. Research reports are normally accounts of completed research and may include material from earlier technical notes.

Research reports and technical notes may be ordered from us. You may mail your order to:

Technical Report Distribution
DEC Western Research Laboratory, WRL-2
250 University Avenue
Palo Alto, California 94301 USA

Reports and notes may also be ordered by electronic mail. Use one of the following addresses:

Digital E-net:	DECWRL : : WRL-TECHREPORTS
Internet:	WRL-Techreports@decwrl.dec.com
UUCP:	decwrl!wrl-techreports

To obtain more details on ordering by electronic mail, send a message to one of these addresses with the word "help" in the Subject line; you will receive detailed instructions.

Transparent Controls for Interactive Graphics

Joel F. Bartlett

July, 1992

Abstract

The graphical user interface for a workstation application is often composed of working areas containing text or drawings surrounded by controls like buttons, menus, or sliders. Users must constantly move the mouse between the work areas and the controls. Previous methods to decrease this motion have relied on keyboard shortcuts or popup menus. This paper demonstrates an alternative, *transparent controls*, that allows the entire display surface to be used as a working area, with the controls arranged anywhere on the working area.

Copyright © 1992
Digital Equipment Corporation



Western Research Laboratory 250 University Avenue Palo Alto, California 94301 USA

Table of Contents

1. Introduction	1
2. The Virtues of Transparency	2
3. Implementing Transparency	2
4. Conclusion	4
5. Acknowledgements	5
6. References	5

1. Introduction

A common interactive application allows one to use a mouse (or other pointing device) to create and edit drawings. A window produced by one such application, idraw, is shown in figure 1. The window is broken up into a number of fixed areas: the drawing area, drawing controls such as buttons, sliders, and pull-down menus, and indicators showing the current file name and text font.

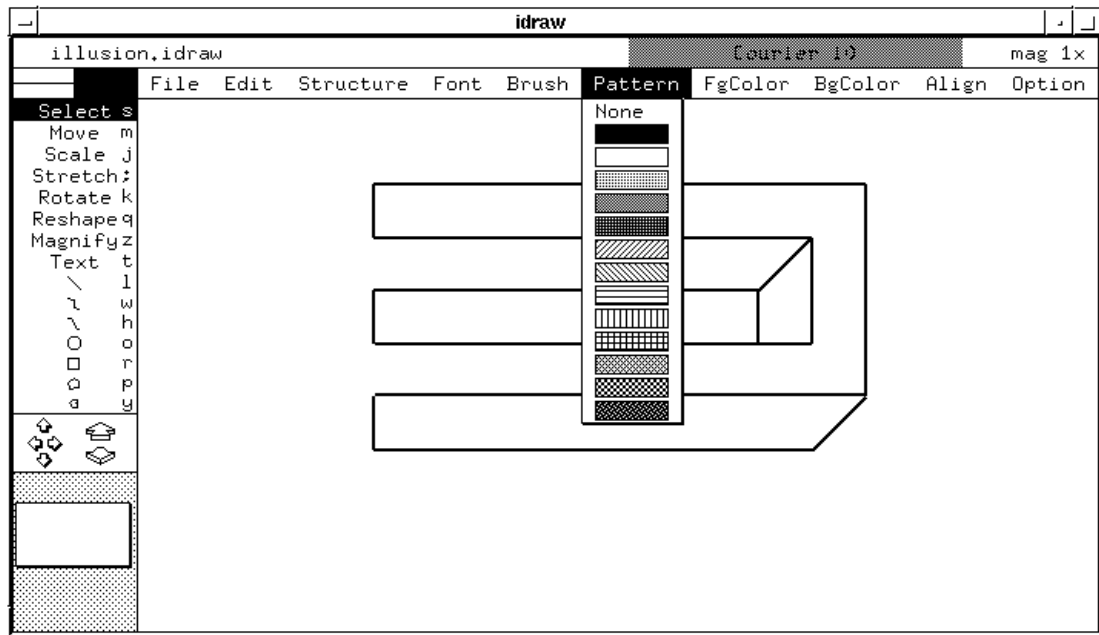


Figure 1: A conventional interactive application

The user can waste significant time moving the mouse between the drawing area and the controls. Some applications solve this problem by allowing sequences of one or more keystrokes, i.e. keyboard shortcuts, as a shorthand way to invoke a mouse selected operation. This can improve productivity, but the user must remember these sequences and either move one hand between the mouse and the keyboard, or run the application with one hand on the mouse and one on the keyboard.

Another solution is to use popup menus to control the application. Instead of moving the mouse to the control region of the window, depressing a combination of mouse buttons and/or keyboard keys causes a menu to appear under the mouse's cursor, obscuring part of the work area. Again, this requires the user to remember key sequences and possibly use two hands.

Finally, some applications support tear-off menus that allow frequently used menus to be permanently displayed. While this reduces mouse motion and keystrokes, these menus are like pop-up or pull-down menus in that they obscure parts of the work area when visible.

All these solutions present an application designer with a dilemma. If the controls are separate from the work area, then there will be a lot of back-and-forth mouse motion. If the controls are inter-mixed with the work area, then the work area will be obscured.

2. The Virtues of Transparency

One way to avoid obstructing the work area is to make overlapping objects transparent. That is, the object under the overlapping object continues to be visible and not distorted. In order to minimize visual distraction, the transparency of the overlapping object can be varied according to the user's attention by watching the location of the mouse's cursor. When the mouse enters the controls, they become more visible, and when it leaves the controls, they become less visible.

In order to demonstrate these ideas, I constructed several sample applications. Figure 2 shows a portion of a sample window, with a transparent control panel overlaying a drawing. When the mouse moves into the control panel (Figure 3), the panel becomes more visible by darkening the letters, dimming portions of the drawing that are under the control panel, and outlining the buttons. The user can reposition the control panel by using the mouse to drag its "grab bar" (Figure 4).

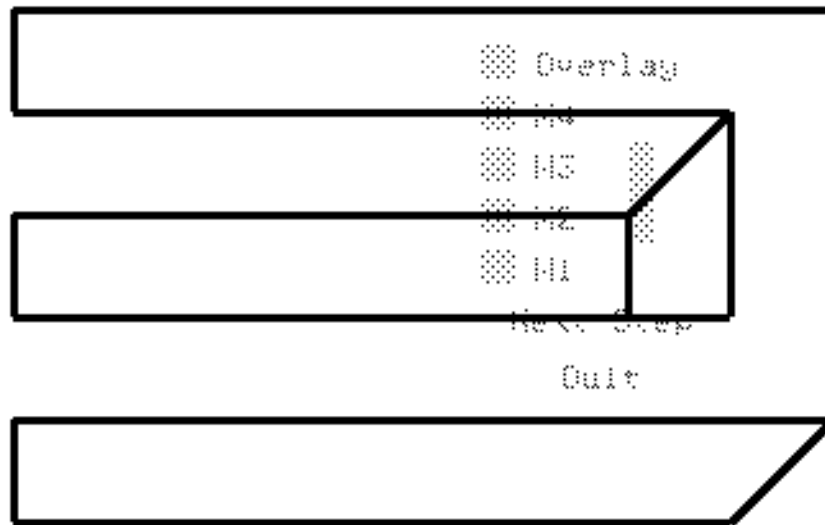


Figure 2: Mouse outside the transparent control panel

Since the control panel is transparent, changes that the application makes to the drawing under the panel become visible as soon as they are made.

3. Implementing Transparency

Transparency is easily implemented in the X window system [3] by drawing with *stipples*, a bitmap that does additional clipping on the drawn image. Figure 5 shows a checkerboard stipple pattern and the effect of drawing text with and without it.

When the mouse is outside the control panel, the panel is drawn dimly using a stipple that lets half the pixels in the panel's image appear in the window (Figures 2, 6).

When the mouse is moved into the control panel, the region under the control panel is lightened by filling it with the window's background color using a stipple that draws half the pixels. Then, the control panel text and button outlines are drawn solidly, without using a stipple pattern (Figures 3, 7).

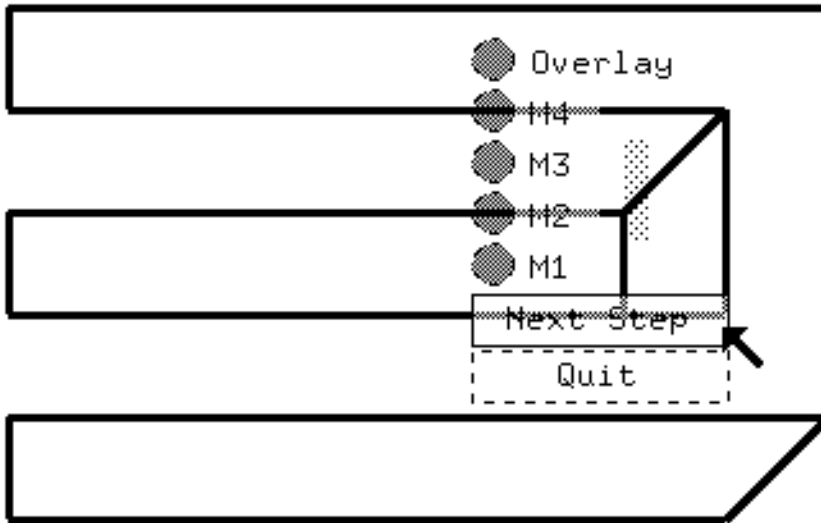


Figure 3: Mouse inside the transparent control panel

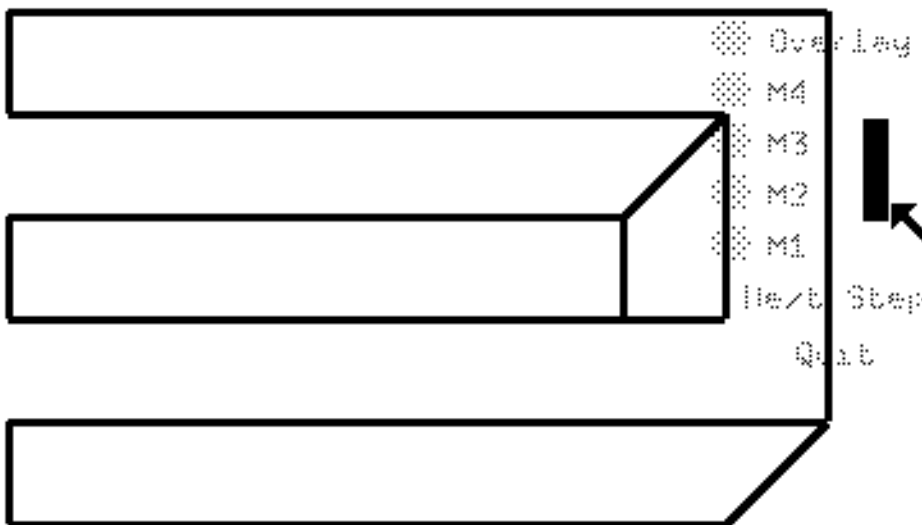



Figure 4: Control panel moved by dragging "grab bar"

The examples in this paper show that transparent control panels are effective on monochrome displays. What they can't demonstrate is that transparency is even more effective with color displays, using some of the design ideas used for topographic maps [4]. By choosing a dark color for the control panel and lighter colors with similar brightness for the application drawing, one can eliminate filling the area under the control panel with the stippled background color.

I investigated these ideas using the structured graphics system ezd [2]. Implementation was straightforward as ezd does not assume that an object completely obstructs the objects beneath it. Unfortunately, the X window system does assume that when window A obstructs window B, nothing in the portion of B under A is visible, i.e. windows are opaque. As the X toolkit [1], Xt, and widget libraries use subwindows and thus depend upon X's model for obstructing windows, it would not be easy to add transparent controls to conventional widget sets.

Text drawn without a stipple pattern



Text drawn with a stipple pattern

Figure 5: "Drawing with a stipple pattern"

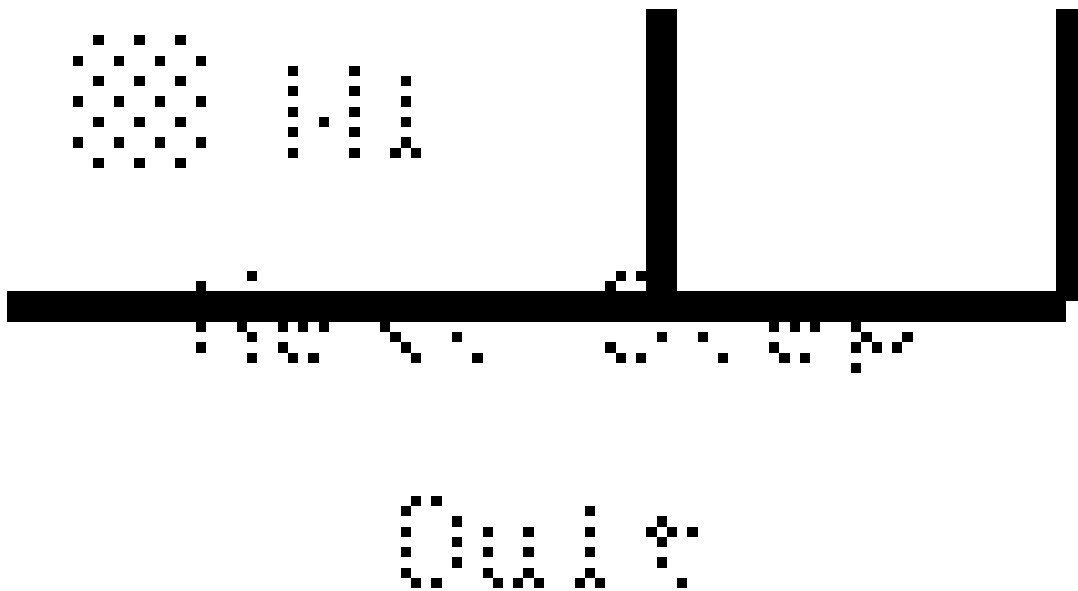


Figure 6: Detail with mouse outside the transparent control panel

4. Conclusion

Transparent 2-D graphics are a useful new way to add controls to application's work areas. The result is less mouse motion and a larger work area. Sample implementations have shown that stippling is a visually effective and efficient way to implement transparency. One obstacle to wider use of transparency is existing window system's models for how windows obstruct each other.

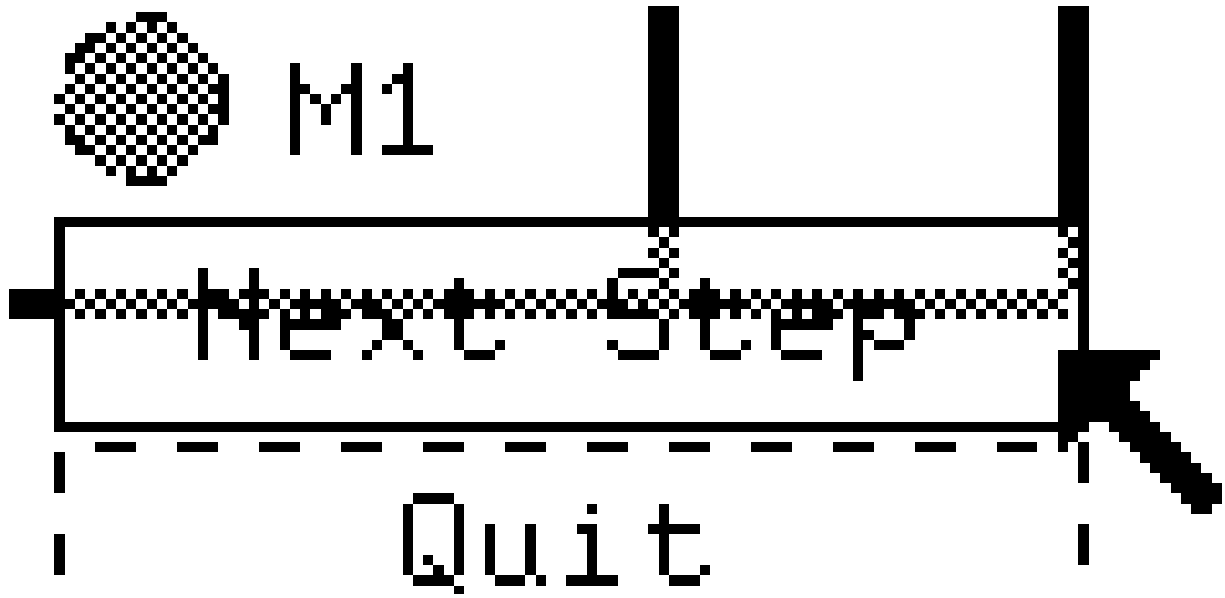


Figure 7: Detail with mouse inside the transparent control panel

5. Acknowledgements

Transparent controls were initially proposed as an example of why it's a good idea to use structured graphics to build interactive graphical controls. David Wall and others at WRL encouraged me to further investigate the idea. Bill Hamburg, Joel McCormack, and David Wall commented on an earlier draft of this report.

I thank you all.

6. References

- [1] Paul J. Asente and Ralph R. Swick.
X Window System Toolkit.
Digital Press, 1990.
- [2] Joel F. Bartlett.
Don't Fidget with Widgets, Draw!.
Research Report 91/6, Digital Equipment Corporation Western Research Laboratory,
May, 1991.
- [3] Robert W. Scheifler and James Gettys with Jim Flowers, Ron Newman, and David Rosenthal.
X Window System.
Digital Press, 1990.
- [4] Edward R. Tufte.
Envisioning Information.
Graphics Press, 1990.

WRL Research Reports

“Titan System Manual.”

Michael J. K. Nielsen.

WRL Research Report 86/1, September 1986.

“Global Register Allocation at Link Time.”

David W. Wall.

WRL Research Report 86/3, October 1986.

“Optimal Finned Heat Sinks.”

William R. Hamburgren.

WRL Research Report 86/4, October 1986.

“The Mahler Experience: Using an Intermediate Language as the Machine Description.”

David W. Wall and Michael L. Powell.

WRL Research Report 87/1, August 1987.

“The Packet Filter: An Efficient Mechanism for User-level Network Code.”

Jeffrey C. Mogul, Richard F. Rashid, Michael J. Accetta.

WRL Research Report 87/2, November 1987.

“Fragmentation Considered Harmful.”

Christopher A. Kent, Jeffrey C. Mogul.

WRL Research Report 87/3, December 1987.

“Cache Coherence in Distributed Systems.”

Christopher A. Kent.

WRL Research Report 87/4, December 1987.

“Register Windows vs. Register Allocation.”

David W. Wall.

WRL Research Report 87/5, December 1987.

“Editing Graphical Objects Using Procedural Representations.”

Paul J. Asente.

WRL Research Report 87/6, November 1987.

“The USENET Cookbook: an Experiment in Electronic Publication.”

Brian K. Reid.

WRL Research Report 87/7, December 1987.

“MultiTitan: Four Architecture Papers.”

Norman P. Jouppi, Jeremy Dion, David Boggs, Michael J. K. Nielsen.

WRL Research Report 87/8, April 1988.

“Fast Printed Circuit Board Routing.”

Jeremy Dion.

WRL Research Report 88/1, March 1988.

“Compacting Garbage Collection with Ambiguous Roots.”

Joel F. Bartlett.

WRL Research Report 88/2, February 1988.

“The Experimental Literature of The Internet: An Annotated Bibliography.”

Jeffrey C. Mogul.

WRL Research Report 88/3, August 1988.

“Measured Capacity of an Ethernet: Myths and Reality.”

David R. Boggs, Jeffrey C. Mogul, Christopher A. Kent.

WRL Research Report 88/4, September 1988.

“Visa Protocols for Controlling Inter-Organizational Datagram Flow: Extended Description.”

Deborah Estrin, Jeffrey C. Mogul, Gene Tsudik, Kamaljit Anand.

WRL Research Report 88/5, December 1988.

“SCHEME->C A Portable Scheme-to-C Compiler.”

Joel F. Bartlett.

WRL Research Report 89/1, January 1989.

“Optimal Group Distribution in Carry-Skip Adders.”

Silvio Turrini.

WRL Research Report 89/2, February 1989.

“Precise Robotic Paste Dot Dispensing.”

William R. Hamburgren.

WRL Research Report 89/3, February 1989.

- “Simple and Flexible Datagram Access Controls for Unix-based Gateways.”
Jeffrey C. Mogul.
WRL Research Report 89/4, March 1989.
- “Spritely NFS: Implementation and Performance of Cache-Consistency Protocols.”
V. Srinivasan and Jeffrey C. Mogul.
WRL Research Report 89/5, May 1989.
- “Available Instruction-Level Parallelism for Superscalar and Superpipelined Machines.”
Norman P. Jouppi and David W. Wall.
WRL Research Report 89/7, July 1989.
- “A Unified Vector/Scalar Floating-Point Architecture.”
Norman P. Jouppi, Jonathan Bertoni, and David W. Wall.
WRL Research Report 89/8, July 1989.
- “Architectural and Organizational Tradeoffs in the Design of the MultiTitan CPU.”
Norman P. Jouppi.
WRL Research Report 89/9, July 1989.
- “Integration and Packaging Plateaus of Processor Performance.”
Norman P. Jouppi.
WRL Research Report 89/10, July 1989.
- “A 20-MIPS Sustained 32-bit CMOS Microprocessor with High Ratio of Sustained to Peak Performance.”
Norman P. Jouppi and Jeffrey Y. F. Tang.
WRL Research Report 89/11, July 1989.
- “The Distribution of Instruction-Level and Machine Parallelism and Its Effect on Performance.”
Norman P. Jouppi.
WRL Research Report 89/13, July 1989.
- “Long Address Traces from RISC Machines: Generation and Analysis.”
Anita Borg, R.E.Kessler, Georgia Lazana, and David W. Wall.
WRL Research Report 89/14, September 1989.
- “Link-Time Code Modification.”
David W. Wall.
WRL Research Report 89/17, September 1989.
- “Noise Issues in the ECL Circuit Family.”
Jeffrey Y.F. Tang and J. Leon Yang.
WRL Research Report 90/1, January 1990.
- “Efficient Generation of Test Patterns Using Boolean Satisfiability.”
Tracy Larrabee.
WRL Research Report 90/2, February 1990.
- “Two Papers on Test Pattern Generation.”
Tracy Larrabee.
WRL Research Report 90/3, March 1990.
- “Virtual Memory vs. The File System.”
Michael N. Nelson.
WRL Research Report 90/4, March 1990.
- “Efficient Use of Workstations for Passive Monitoring of Local Area Networks.”
Jeffrey C. Mogul.
WRL Research Report 90/5, July 1990.
- “A One-Dimensional Thermal Model for the VAX 9000 Multi Chip Units.”
John S. Fitch.
WRL Research Report 90/6, July 1990.
- “1990 DECWRL/Livermore Magic Release.”
Robert N. Mayo, Michael H. Arnold, Walter S. Scott, Don Stark, Gordon T. Hamachi.
WRL Research Report 90/7, September 1990.
- “Pool Boiling Enhancement Techniques for Water at Low Pressure.”
Wade R. McGillis, John S. Fitch, William R. Hamburger, Van P. Carey.
WRL Research Report 90/9, December 1990.
- “Writing Fast X Servers for Dumb Color Frame Buffers.”
Joel McCormack.
WRL Research Report 91/1, February 1991.

“A Simulation Based Study of TLB Performance.”

J. Bradley Chen, Anita Borg, Norman P. Jouppi.
WRL Research Report 91/2, November 1991.

“Analysis of Power Supply Networks in VLSI Circuits.”

Don Stark.
WRL Research Report 91/3, April 1991.

“TurboChannel T1 Adapter.”

David Boggs.
WRL Research Report 91/4, April 1991.

“Procedure Merging with Instruction Caches.”

Scott McFarling.
WRL Research Report 91/5, March 1991.

“Don’t Fidget with Widgets, Draw!”

Joel Bartlett.
WRL Research Report 91/6, May 1991.

“Pool Boiling on Small Heat Dissipating Elements in Water at Subatmospheric Pressure.”

Wade R. McGillis, John S. Fitch, William R. Hamburgren, Van P. Carey.
WRL Research Report 91/7, June 1991.

“Incremental, Generational Mostly-Copying Garbage Collection in Uncooperative Environments.”

G. May Yip.
WRL Research Report 91/8, June 1991.

“Interleaved Fin Thermal Connectors for Multichip Modules.”

William R. Hamburgren.
WRL Research Report 91/9, August 1991.

“Experience with a Software-defined Machine Architecture.”

David W. Wall.
WRL Research Report 91/10, August 1991.

“Network Locality at the Scale of Processes.”

Jeffrey C. Mogul.
WRL Research Report 91/11, November 1991.

“Cache Write Policies and Performance.”

Norman P. Jouppi.
WRL Research Report 91/12, December 1991.

“Packaging a 150 W Bipolar ECL Microprocessor.”

William R. Hamburgren, John S. Fitch.
WRL Research Report 92/1, March 1992.

“Observing TCP Dynamics in Real Networks.”

Jeffrey C. Mogul.
WRL Research Report 92/2, April 1992.

“Systems for Late Code Modification.”

David W. Wall.
WRL Research Report 92/3, May 1992.

“Piecewise Linear Models for Switch-Level Simulation.”

Russell Kao.
WRL Research Report 92/5, September 1992.

WRL Technical Notes

“TCP/IP PrintServer: Print Server Protocol.”
Brian K. Reid and Christopher A. Kent.
WRL Technical Note TN-4, September 1988.

“TCP/IP PrintServer: Server Architecture and Implementation.”
Christopher A. Kent.
WRL Technical Note TN-7, November 1988.

“Smart Code, Stupid Memory: A Fast X Server for a Dumb Color Frame Buffer.”
Joel McCormack.
WRL Technical Note TN-9, September 1989.

“Why Aren’t Operating Systems Getting Faster As Fast As Hardware?”
John Ousterhout.
WRL Technical Note TN-11, October 1989.

“Mostly-Copying Garbage Collection Picks Up Generations and C++.”
Joel F. Bartlett.
WRL Technical Note TN-12, October 1989.

“Limits of Instruction-Level Parallelism.”
David W. Wall.
WRL Technical Note TN-15, December 1990.

“The Effect of Context Switches on Cache Performance.”
Jeffrey C. Mogul and Anita Borg.
WRL Technical Note TN-16, December 1990.

“MTOOL: A Method For Detecting Memory Bottlenecks.”
Aaron Goldberg and John Hennessy.
WRL Technical Note TN-17, December 1990.

“Predicting Program Behavior Using Real or Estimated Profiles.”
David W. Wall.
WRL Technical Note TN-18, December 1990.

“Systems for Late Code Modification.”
David W. Wall.
WRL Technical Note TN-19, June 1991.

“Unreachable Procedures in Object-oriented Programming.”
Amitabh Srivastava.
WRL Technical Note TN-21, November 1991.

“Cache Replacement with Dynamic Exclusion”
Scott McFarling.
WRL Technical Note TN-22, November 1991.

“Boiling Binary Mixtures at Subatmospheric Pressures”
Wade R. McGillis, John S. Fitch, William R. Hamburg, Van P. Carey.
WRL Technical Note TN-23, January 1992.

“A Comparison of Acoustic and Infrared Inspection Techniques for Die Attach”
John S. Fitch.
WRL Technical Note TN-24, January 1992.

“TurboChannel Versatec Adapter”
David Boggs.
WRL Technical Note TN-26, January 1992.

“A Recovery Protocol For Spritely NFS”
Jeffrey C. Mogul.
WRL Technical Note TN-27, April 1992.

“Electrical Evaluation Of The BIPS-0 Package”
Patrick D. Boyle.
WRL Technical Note TN-29, July 1992.

“Transparent Controls for Interactive Graphics”
Joel F. Bartlett.
WRL Technical Note TN-30, July 1992.