

May 22, 1996

SRC Research
Report

140

Zippers: A Focus+Context Display of Web Pages

Marc H. Brown and William E. Weihl

digital

Systems Research Center
130 Lytton Avenue
Palo Alto, California 94301

Systems Research Center

The charter of SRC is to advance both the state of knowledge and the state of the art in computer systems. From our establishment in 1984, we have performed basic and applied research to support Digital's business objectives. Our current work includes exploring distributed personal computing on multiple platforms, networking, programming technology, system modelling and management techniques, and selected applications.

Our strategy is to test the technical and practical value of our ideas by building hardware and software prototypes and using them as daily tools. Interesting systems are too complex to be evaluated solely in the abstract; extended use allows us to investigate their properties in depth. This experience is useful in the short term in refining our designs, and invaluable in the long term in advancing our knowledge. Most of the major advances in information systems have come through this strategy, including personal computing, distributed systems, and the Internet.

We also perform complementary work of a more mathematical flavor. Some of it is in established fields of theoretical computer science, such as the analysis of algorithms, computational geometry, and logics of programming. Other work explores new ground motivated by problems that arise in our systems research.

We have a strong commitment to communicating our results; exposing and testing our ideas in the research and development communities leads to improved understanding. Our research report series supplements publication in professional journals and conferences. We seek users for our prototype systems among those with whom we have common interests, and we encourage collaboration with university researchers.

Robert W. Taylor, Director

Zippers: A Focus+Context Display of Web Pages

Marc H. Brown and William E. Weihl

May 22, 1996

©Digital Equipment Corporation 1996

This work may not be copied or reproduced in whole or in part for any commercial purpose. Permission to copy in whole or in part without payment of fee is granted for nonprofit educational and research purposes provided that all such whole or partial copies include the following: a notice that such copying is by permission of the Systems Research Center of Digital Equipment Corporation in Palo Alto, California; an acknowledgment of the authors and individual contributors to the work; and all applicable portions of the copyright notice. Copying, reproducing, or republishing for any other purpose shall require a license with payment of fee to the Systems Research Center. All rights reserved.

Abstract

This report describes *zippers*, an application of outline-processor technology to the display of Web pages. Zippers allow users to expand and contract selected sections of a document, thereby displaying simultaneously the contents of individual sections of a document as well as its overall structure. Zippers can be implemented either directly in a Web browser or by a proxy (and consequently used by any off-the-shelf Web browser); in either case, no changes to HTML source files are required.

Overview

As people rush to put information onto the World Wide Web, more and more structured documents are appearing. These documents include home pages with lots of hierarchically organized links, papers with many sections and subsections, and other lengthy documents such as books and manuals.

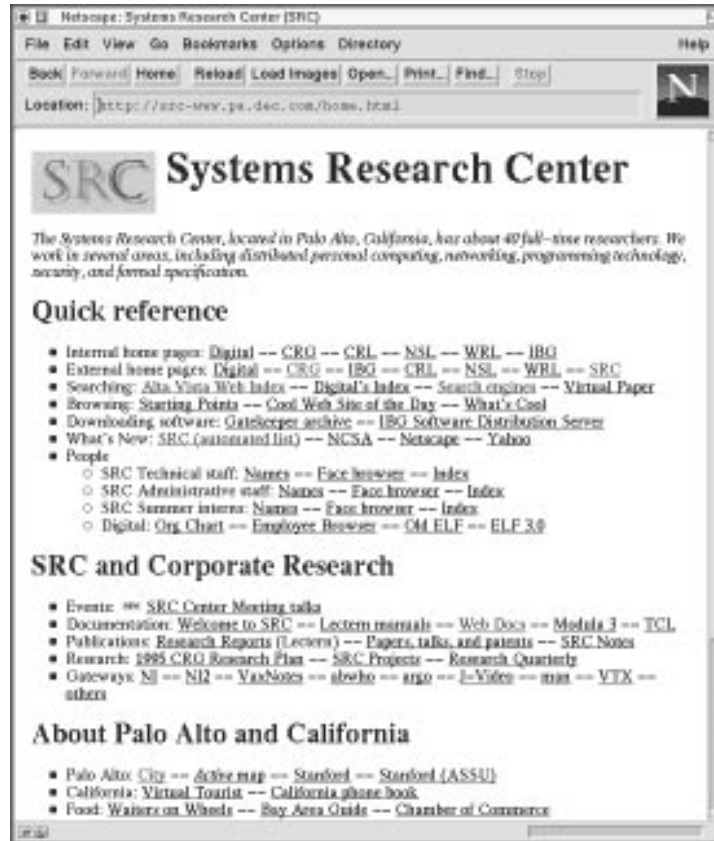
All Web browsers that we know of display each page as a continuous scroll. Unfortunately, it is easy to lose context when viewing a snippet of the whole, and it is hard to jump to arbitrary places in the page. These problems become more severe with longer pages.

Outline processors provide one well known technique for addressing these problems. Outline processors allow a user to expand and contract selected sections and subsections of a document, thus retaining the high-level structure of the document while also displaying individual sections. In addition, outline processors allow the user to rapidly jump within the document. This report describes the application of outline processor technology to the display of Web pages.

Zippers

Our display of Web pages infers an outline structure from the heading tags (i.e., H1, H2, ..., H6) in the HTML source. We mark each heading with an icon called a *zipper*. Clicking on the zipper causes the section introduced by the heading to expand and contract. Re-expanding a section causes the state of all subsections to reappear as they were before the section was contracted. However, shift-clicking on a zipper icon causes the section *and all of its subsections* to expand or to contract.

The screen dumps on the next pages shows a Web page using Netscape (the left-side page) and using zippers (the right-side page). The zipper display is within the WebCard browser, an integrated system for handling e-mail messages, bboard articles, and Web pages [3].




The screen dump above shows the SRC home page. The page contains a level-1 heading (a graphic with the letters SRC followed by “Systems Research Center”), some text, and then four level-2 headings. The top screen dump on the facing page is the default display with zippers: The single level-1 heading is automatically expanded, thereby causing the text it contains and any subheaders to be displayed. By default, subheaders are displayed contracted. In the bottom screen dump on the facing page, we’ve expanded the second and third subheaders.

WebCard: 7 messages, 3 threads

Go	Fields	Browse	ES	RF	webvis
1	10/11 10:00:00	Re: A&E(11/10) 140177021780-maui@src.co			10/11
2	04/29 04:14	Doc and Paper files transition at SRC			10/10-11
3	10/10 10:00:00	I want to check if getting today's (10/10) mail			10
4	10/10 10:00:00	Updated SRC: the SRC logo has been changed			10/10
5	10/10 10:00:00	Mail vs. Paper Cap(1) for use on Fall & last on SRC			10/10
6	11/14 ...	WebPage/Info Page 15, 16, 17, 18, 19, 20, 21, 22, 23, 24, 25, 26, 27, 28, 29, 30, 31, 32, 33, 34, 35, 36, 37, 38, 39, 40, 41, 42, 43, 44, 45, 46, 47, 48, 49, 50, 51, 52, 53, 54, 55, 56, 57, 58, 59, 60, 61, 62, 63, 64, 65, 66, 67, 68, 69, 70, 71, 72, 73, 74, 75, 76, 77, 78, 79, 80, 81, 82, 83, 84, 85, 86, 87, 88, 89, 90, 91, 92, 93, 94, 95, 96, 97, 98, 99, 100			10/10
7	10/10 10:00:00	Mail vs. Paper Cap(1) for use on Fall & last on SRC			10/10
8	11/14 ...	WebPage/Info Page 15, 16, 17, 18, 19, 20, 21, 22, 23, 24, 25, 26, 27, 28, 29, 30, 31, 32, 33, 34, 35, 36, 37, 38, 39, 40, 41, 42, 43, 44, 45, 46, 47, 48, 49, 50, 51, 52, 53, 54, 55, 56, 57, 58, 59, 60, 61, 62, 63, 64, 65, 66, 67, 68, 69, 70, 71, 72, 73, 74, 75, 76, 77, 78, 79, 80, 81, 82, 83, 84, 85, 86, 87, 88, 89, 90, 91, 92, 93, 94, 95, 96, 97, 98, 99, 100			10/10
9	11/14 ...	WebPage/Info Page 15, 16, 17, 18, 19, 20, 21, 22, 23, 24, 25, 26, 27, 28, 29, 30, 31, 32, 33, 34, 35, 36, 37, 38, 39, 40, 41, 42, 43, 44, 45, 46, 47, 48, 49, 50, 51, 52, 53, 54, 55, 56, 57, 58, 59, 60, 61, 62, 63, 64, 65, 66, 67, 68, 69, 70, 71, 72, 73, 74, 75, 76, 77, 78, 79, 80, 81, 82, 83, 84, 85, 86, 87, 88, 89, 90, 91, 92, 93, 94, 95, 96, 97, 98, 99, 100			10/10
10	11/14 ...	WebPage/Info Page 15, 16, 17, 18, 19, 20, 21, 22, 23, 24, 25, 26, 27, 28, 29, 30, 31, 32, 33, 34, 35, 36, 37, 38, 39, 40, 41, 42, 43, 44, 45, 46, 47, 48, 49, 50, 51, 52, 53, 54, 55, 56, 57, 58, 59, 60, 61, 62, 63, 64, 65, 66, 67, 68, 69, 70, 71, 72, 73, 74, 75, 76, 77, 78, 79, 80, 81, 82, 83, 84, 85, 86, 87, 88, 89, 90, 91, 92, 93, 94, 95, 96, 97, 98, 99, 100			10/10
11	11/14 ...	WebPage/Info Page 15, 16, 17, 18, 19, 20, 21, 22, 23, 24, 25, 26, 27, 28, 29, 30, 31, 32, 33, 34, 35, 36, 37, 38, 39, 40, 41, 42, 43, 44, 45, 46, 47, 48, 49, 50, 51, 52, 53, 54, 55, 56, 57, 58, 59, 60, 61, 62, 63, 64, 65, 66, 67, 68, 69, 70, 71, 72, 73, 74, 75, 76, 77, 78, 79, 80, 81, 82, 83, 84, 85, 86, 87, 88, 89, 90, 91, 92, 93, 94, 95, 96, 97, 98, 99, 100			10/10
12	11/14 ...	WebPage/Info Page 15, 16, 17, 18, 19, 20, 21, 22, 23, 24, 25, 26, 27, 28, 29, 30, 31, 32, 33, 34, 35, 36, 37, 38, 39, 40, 41, 42, 43, 44, 45, 46, 47, 48, 49, 50, 51, 52, 53, 54, 55, 56, 57, 58, 59, 60, 61, 62, 63, 64, 65, 66, 67, 68, 69, 70, 71, 72, 73, 74, 75, 76, 77, 78, 79, 80, 81, 82, 83, 84, 85, 86, 87, 88, 89, 90, 91, 92, 93, 94, 95, 96, 97, 98, 99, 100			10/10

Move Copy Delete + - Compose Forward Reply

Detach Back Forward Stop Goodies 12/12 Systems Research Center (SRC)



Systems Research Center

The Systems Research Center, located in Palo Alto, California, has about 40 full-time researchers. We work in several areas, including distributed personal computing, networking, programming technology, security, and formal specification.


- Quick reference
- SRC and Corporate Research
- About Palo Alto and California
- Digital

WebCard: 7 messages, 3 threads

Go	Fields	Browse	ES	RF	webvis
1	10/11 10:00:00	Re: A&E(11/10) 140177021780-maui@src.co			10/11
2	04/29 04:14	Doc and Paper files transition at SRC			10/10-11
3	10/10 10:00:00	I want to check if getting today's (10/10) mail			10
4	10/10 10:00:00	Updated SRC: the SRC logo has been changed			10/10
5	10/10 10:00:00	Mail vs. Paper Cap(1) for use on Fall & last on SRC			10/10
6	11/14 ...	WebPage/Info Page 15, 16, 17, 18, 19, 20, 21, 22, 23, 24, 25, 26, 27, 28, 29, 30, 31, 32, 33, 34, 35, 36, 37, 38, 39, 40, 41, 42, 43, 44, 45, 46, 47, 48, 49, 50, 51, 52, 53, 54, 55, 56, 57, 58, 59, 60, 61, 62, 63, 64, 65, 66, 67, 68, 69, 70, 71, 72, 73, 74, 75, 76, 77, 78, 79, 80, 81, 82, 83, 84, 85, 86, 87, 88, 89, 90, 91, 92, 93, 94, 95, 96, 97, 98, 99, 100			10/10
7	10/10 10:00:00	Mail vs. Paper Cap(1) for use on Fall & last on SRC			10/10
8	11/14 ...	WebPage/Info Page 15, 16, 17, 18, 19, 20, 21, 22, 23, 24, 25, 26, 27, 28, 29, 30, 31, 32, 33, 34, 35, 36, 37, 38, 39, 40, 41, 42, 43, 44, 45, 46, 47, 48, 49, 50, 51, 52, 53, 54, 55, 56, 57, 58, 59, 60, 61, 62, 63, 64, 65, 66, 67, 68, 69, 70, 71, 72, 73, 74, 75, 76, 77, 78, 79, 80, 81, 82, 83, 84, 85, 86, 87, 88, 89, 90, 91, 92, 93, 94, 95, 96, 97, 98, 99, 100			10/10
9	11/14 ...	WebPage/Info Page 15, 16, 17, 18, 19, 20, 21, 22, 23, 24, 25, 26, 27, 28, 29, 30, 31, 32, 33, 34, 35, 36, 37, 38, 39, 40, 41, 42, 43, 44, 45, 46, 47, 48, 49, 50, 51, 52, 53, 54, 55, 56, 57, 58, 59, 60, 61, 62, 63, 64, 65, 66, 67, 68, 69, 70, 71, 72, 73, 74, 75, 76, 77, 78, 79, 80, 81, 82, 83, 84, 85, 86, 87, 88, 89, 90, 91, 92, 93, 94, 95, 96, 97, 98, 99, 100			10/10
10	11/14 ...	WebPage/Info Page 15, 16, 17, 18, 19, 20, 21, 22, 23, 24, 25, 26, 27, 28, 29, 30, 31, 32, 33, 34, 35, 36, 37, 38, 39, 40, 41, 42, 43, 44, 45, 46, 47, 48, 49, 50, 51, 52, 53, 54, 55, 56, 57, 58, 59, 60, 61, 62, 63, 64, 65, 66, 67, 68, 69, 70, 71, 72, 73, 74, 75, 76, 77, 78, 79, 80, 81, 82, 83, 84, 85, 86, 87, 88, 89, 90, 91, 92, 93, 94, 95, 96, 97, 98, 99, 100			10/10
11	11/14 ...	WebPage/Info Page 15, 16, 17, 18, 19, 20, 21, 22, 23, 24, 25, 26, 27, 28, 29, 30, 31, 32, 33, 34, 35, 36, 37, 38, 39, 40, 41, 42, 43, 44, 45, 46, 47, 48, 49, 50, 51, 52, 53, 54, 55, 56, 57, 58, 59, 60, 61, 62, 63, 64, 65, 66, 67, 68, 69, 70, 71, 72, 73, 74, 75, 76, 77, 78, 79, 80, 81, 82, 83, 84, 85, 86, 87, 88, 89, 90, 91, 92, 93, 94, 95, 96, 97, 98, 99, 100			10/10
12	11/14 ...	WebPage/Info Page 15, 16, 17, 18, 19, 20, 21, 22, 23, 24, 25, 26, 27, 28, 29, 30, 31, 32, 33, 34, 35, 36, 37, 38, 39, 40, 41, 42, 43, 44, 45, 46, 47, 48, 49, 50, 51, 52, 53, 54, 55, 56, 57, 58, 59, 60, 61, 62, 63, 64, 65, 66, 67, 68, 69, 70, 71, 72, 73, 74, 75, 76, 77, 78, 79, 80, 81, 82, 83, 84, 85, 86, 87, 88, 89, 90, 91, 92, 93, 94, 95, 96, 97, 98, 99, 100			10/10

Move Copy Delete + - Compose Forward Reply

Detach Back Forward Stop Goodies 12/12 Systems Research Center (SRC)



Systems Research Center

The Systems Research Center, located in Palo Alto, California, has about 40 full-time researchers. We work in several areas, including distributed personal computing, networking, programming technology, security, and formal specification.

- Quick reference
- SRC and Corporate Research
 - Events: SRC Center Meeting talks
 - Documentation: Welcome to SRC -- System manuals -- Web Docs -- Moku's -- TCL
 - Publications: Research Reports (Leland) -- Papers, talks, and patents -- SRC Notes
 - Research: 1995 SRC Research Plan -- SRC Projects -- Research Quarterly
 - Gateways: NI -- N12 -- VaxNotes -- alpha -- ago -- I-Vibe -- jain -- VTG -- others
- About Palo Alto and California
 - Palo Alto: City -- Activities -- Stanford -- Stanford (ASST)
 - California: Virtual Tourist -- California phone book
 - Food: Wakes on Wheels -- Bay Area Guide -- Chamber of Commerce
 - Miscellany: Dilbert -- Pan staff -- Local stores and services
- Digital



The screen dump above shows a large document, "A Beginner's Guide to HTML" by NCSA [1]. (We edited the page to add section numbers, in order to facilitate the description of zippers.) The Netscape display is 21 screens of information, scrolled to the spot just before section "3.1 The Minimal HTML Document." The screen dumps on the facing page show the same document, with zippers, scrolled to about the same location. In the top screen dump, we've expanded section "3 Creating HTML Documents" of the default zipper display. The contents of the section are displayed ("HTML documents ... screen display."), and the three subsections are visible in their contracted form. In the bottom screen dump, we've expanded three more sections: "3.2 Basic Markup Tags," and then "3.2.2 Headings" (which only became visible after "3.2 Basic Markup Tags" was expanded), and finally "3.3 Linking to Other Documents."

WebCard: 12 messages, 9 boards

Go	Fields	Browse	ES	SP	webvist
1	2011 0806a.0c.com	Re: ABBAC1111086 140177021780=44026.0c.co			14/14
2	0429 0429a	Doc and Algorithm Transition at BE			14/14-11
3	2010 0406a.0c.com	I want to check if getting today's (Fri) is a real			14
4	2008 0408a	Quoting from the UK: http://www.bbc.co.uk/news/			14 add 6
5	2007 0407a	MS vs. Open Capital balance on Fed's list on the			Forum/ST-headers
6	11/14 .../Webflow/John	Re: N. Brown's Home Page(s)			14 10
7	11/14 .../Open 2.0a	Proving the MSO with a Full Read Ready (FR)			14
8	11/14 .../www-105a	http://getbootstrap.com/css/3C/3C/index.html			14 12
					14
					14

Move Copy Delete + - Compose Forward Reply

Detach Back Forward Stop Goodies 14/14 A Beginner's Guide to HTML

1 Acronym Expansion

2 What This Primer Doesn't Cover

3 Creating HTML Documents

HTML documents are in plain (also known as ASCII) text format and can be created using any text editor (e.g., Emacs or vi on UNIX machines). A couple of Web browsers (Mosaic for X Window System machines and CERBER's Web browser for NeXT computers) include rudimentary HTML editors in a WYSIWYG environment. There are also some WYSIWYG editors available now (e.g., HotMetal for Sun Sparcstations, HTML Edit for Macintosh). You may wish to try one of these first before delving into the details of HTML.

The *new* primitive is discussed in progress with NCSA Mosaic (and some other Web browsers). Open it with the *Open Local* command under the *File* menu.

After you edit the source HTML file, save the changes. Return to NCSA Mosaic and *Reload* the document. The changes are reflected in the on-screen display.

3.1 The Minimal HTML Document

3.2 Basic Markup Tags

3.3 Linking to Other Documents

4 Additional Markup Tags

5 Character Formatting

6 In-line Images

7 External Images, Sounds, and Animations

8 Troubleshooting

9 A Longer Example

10 For More Information

WebCard: 12 messages, 9 boards

Go	Fields	Browse	ES	SP	webvist
1	2011 0806a.0c.com	Re: ABBAC1111086 140177021780=44026.0c.co			14/14
2	0429 0429a	Doc and Algorithm Transition at BE			14/14-11
3	2010 0406a.0c.com	I want to check if getting today's (Fri) is a real			14
4	2008 0408a	Quoting from the UK: http://www.bbc.co.uk/news/			14 add 6
5	2007 0407a	MS vs. Open Capital balance on Fed's list on the			Forum/ST-headers
6	11/14 .../Webflow/John	Re: N. Brown's Home Page(s)			14 10
7	11/14 .../Open 2.0a	Proving the MSO with a Full Read Ready (FR)			14
8	11/14 .../www-105a	http://getbootstrap.com/css/3C/3C/index.html			14 12
					14
					14

Move Copy Delete + - Compose Forward Reply

Detach Back Forward Stop Goodies 14/14 A Beginner's Guide to HTML

The *new* primitive is discussed in progress with NCSA Mosaic (and some other Web browsers). Open it with the *Open Local* command under the *File* menu.

After you edit the source HTML file, save the changes. Return to NCSA Mosaic and *Reload* the document. The changes are reflected in the on-screen display.

3.1 The Minimal HTML Document

3.2 Basic Markup Tags

3.2.1 Title

3.2.2 Headings

HTML has six levels of headings, numbered 1 through 6, with 1 being the most prominent. Headings are displayed in large and/or bolder fonts than normal body text. The first heading in each document should be tagged <H1>. The syntax of the heading tag is:

```
<H y > Text of heading </H y >
```

where y is a number between 1 and 6 specifying the level of the heading.

For example, the coding for the "Headings" section heading above is

```
<H2>Headings</H2>
```

3.2.3 Title versus first heading

3.2.3 Paragraphs

3.3 Linking to Other Documents

The chief power of HTML comes from its ability to link regions of text (and also images) to another document. The browser highlights these regions (usually with color and/or underline) to indicate that they are hypertext links (often shortened to *hyperlinks* or simply *links*).

HTML's single hypertext-related tag is <A>, which stands for *anchor*. To include an anchor in your document:

1. Start the anchor with <A>. (There's a space after the A.)
2. Specify the document that's being pointed to by entering the parameter *href="file:filename"* followed by a closing right angle bracket: >
3. Enter the text that will serve as the hypertext link in the current document.
4. Enter the ending anchor tag: .

Discussion

Zipper work well on Web pages that use heading tags to indicate the logical structure of the page. Unfortunately, many authors use heading tags to produce particular formatting effects, such as font and pointsize changes, rather than indicate logical structure. On such pages, users simply turn off the zippers and the page is displayed conventionally.

We know of one Web site that has hand-coded zippers [7]. The drawback of hand coding zippers is that it requires server interaction to expand or contract, and an exponential number of files (or a complex script) to generate all states.

Authors of long pages frequently add a table of contents to the top of the page, with entries in the table linking to the various sections. Sometimes, each section appears on its own page, with “next,” “previous,” “up,” and “top” links on each page. Unfortunately, it is easy for the viewer to lose the big picture because the table of contents is not visible while looking at the contents of a particular section.

An alternative to zippers for retaining the big picture while viewing the details is a multi-panel display, such as in SuperBook [2]. One panel displays the table of contents and the other panel displays sections in the document. Clicking on an entry in the table of contents causes the other panel to display the corresponding part of the document. The user can also open and close levels of the table of contents, but the body of a section is always displayed in the second panel. A multi-panel display such as Superbook could be implemented using Netscape’s frames, by adding appropriate HTML markups and Java code to a source document.

Another related system is SoftQuad’s Panorama Pro [6], which displays SGML documents using a two-panel viewer similar to that of SuperBook. Panorama Pro is also loosely integrated with the Web: The application can be configured as an external viewer of documents whose MIME type is SGML. Clicking on a URL in a document displayed by Panorama Pro will cause Netscape (or some other user-specified browser) to fetch *and display* the URL. Electronic Book Technologies’ DynaText [4] is another impressive SGML viewer; it is integrated into Netscape as a plug-in. It’s important to realize, however, that Panorama Pro and DynaText are not Web browsers.

Our decision to expand an outline view in place was inspired in part by Pad++ [5], a zooming graphical interface, and in part by the host of successful “context+focus” visualizations developed at Xerox PARC.

We are currently working on a proxy-based implementation of zippers that allows zipper-enhanced pages to be displayed in any Web browser. The idea is simple: A “zipper proxy” runs on the same machine as the user’s browser and sits between the browser and the browser’s normal proxy. The zipper proxy uses the nor-

mal proxy for fetching pages, and modifies the returned HTML to elide material and to include zipper icons. Each zipper icon is linked to a specially constructed URL that is intercepted by the zipper proxy and which allows the zipper proxy to return an appropriate view of the page.

Conclusion

Viewing a Web page using zippers has the nice property of allowing one to see details of parts of the page while maintaining the global context of the entire page. The larger the Web page—or the smaller the vertical space available for the display—the more benefit there is to this technique. Putting this technology into a browser or into a proxy seems preferable to hand-coding it into each document.

References

- [1] A Beginner's Guide to HTML
<http://www.ncsa.uiuc.edu/demoweb/html-primer.html>
- [2] About Bellcore's SuperBook(R) Document Browser
<http://superbook.bellcore.com:80/SB/>
- [3] Marc H. Brown. Browsing the Web with a Mail/News Reader. *UIST'95*, pages 197–198.
- [4] EBT-Product Information
<http://www.ebt.com/docs/prodinfo.html>
- [5] Pad++: Zoomable Graphical Interfaces
<http://www.cs.unm.edu:80/pad%2b%2b/begin.html>
- [6] SoftQuad: Panorama PRO
<http://www.sq.com/products/panorama/panor-fe.htm>
- [7] UCI Bookstore Ordering Information
<http://bookweb.cwis.uci.edu:8042/Orders/orders-pt.html>